


Centric





With a clean,  
minimalist aesthetic,  
advanced intelligence  
and the highest degree  
of user adjustability,  
Centric raises the  
bar in adaptable  
work environments.





8b

DESIGN  
ARCHITECTURE

DESIGN  
ARCHITECTURE

JOHNS

## Best Practice Workspaces

Centric creates truly effective work spaces with a multiplicity of configurations, forms and unsurpassed user-adjustability, fostering best practice workplaces. Centric meets international environmental standards with a lightweight construction and reusable components, achieving worthy environmental credentials.





DESIGN  
ARCHITECTURE

DESIGN

JOHNS





### Ultimate Flexibility

With its superior engineering, materiality and style diversity, Centric is incredibly sturdy, easily assembled and reconfigured, and vastly flexible. Centric anticipates change by quickly and easily transforming to effectively meet your business' needs.



### Discreet Intelligence

Centric's unique H-shaped core negates the need for supporting feet, allowing minimal under-desk clutter, greater usable storage space and the cleanest visual language. Discreet cable management via cable trays, built-in hinged covers and clever detailing, is present throughout Centric's vast family of workstations and tables.





ANDY


DESIGN 81  
ANDO



### Maximum Possibilities

Allowing infinite design freedom, Centric is available in a range of worktop colours, materials and finishes, interchangeable panels and function walls, complemented by an array of storage solutions accessories.











### **Design Unity + Executive Style**

Centric's collection of products and finishes creates design unity across the entire work environment, from executive workspaces to meeting rooms and boardrooms. Executive settings can include Centric meeting tables in lengths in excess of 3.6 metres with natural timber veneer, laminate, or powder coated MDF tabletops.







## Centric Specifications

Centric delivers the highest degree of user adjustability with the capacity to vary desk heights independently along a single plane. Facilitating both sit and stand possibilities, Centric can provide fixed height, technician or user adjustability – via an easy winder or electronic mechanism.

Centric features a powder coated aluminium frame with a highly rigid, steel beam understructure. It is available with a range of work and table tops including natural timber veneer, laminate and powder coated MDF.

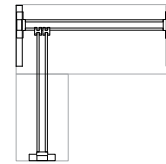
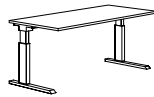
Centric is manufactured in accordance with international environmental standards: ISO 14001. All components are either reusable or recyclable. A typical workstation configuration can achieve the maximum seven credits for Green Star Office interiors MAT-1 Workstation when eco-preferred content specified.

### WORKTOP ARRANGEMENTS



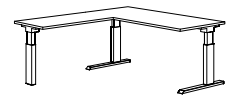
code CEN/R

Rectilinear desk



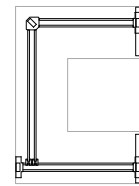
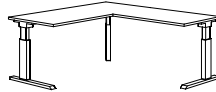
code CEN/RR

90° workstation



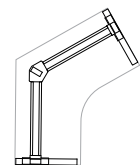
code CEN/C

90° workstation



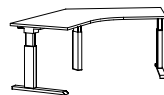
code CEN/U

'U' configuration

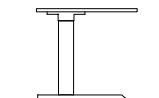


code CEN/120°

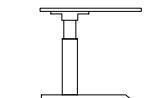
120° workstation



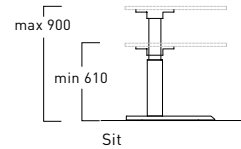
### HEIGHT ADJUSTABLE RANGE



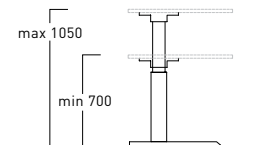
Fixed height leg  
with stabilising foot



Height adjustable leg  
with stabilising foot

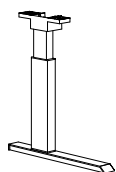


Sit

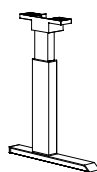


Sit/Stand

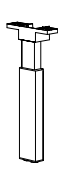
### LEG STYLE OPTIONS



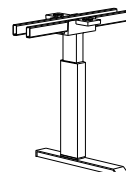
Long foot 700 mm



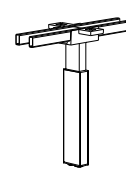
Short foot 580 mm



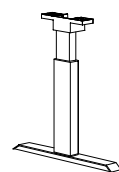
Column leg



Mid support leg  
with stabilising foot



Column mid support leg



Centre foot 700/780 mm

**CORNER FINISH OPTIONS**



Square corners

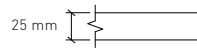


50 mm radius to front corners

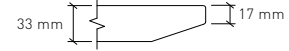
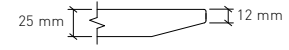


50 mm radius to all corners

**EDGE OPTIONS**

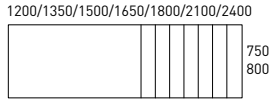


Square




Sharknose

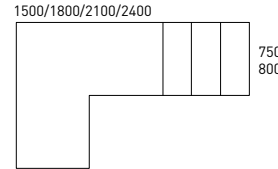
**STANDARD WORKTOPS**



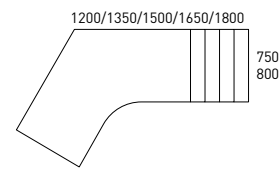
Rectilinear desk



Desk return

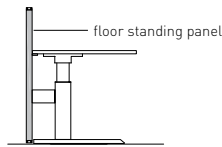


90° workstation

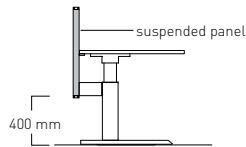


120° workstation

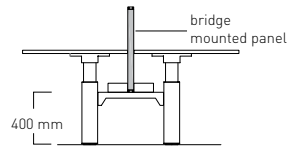
**CENTRIC DESKING WITH SYSTEM 45**



floor standing panel

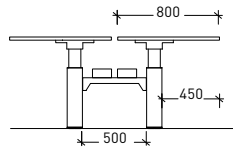


suspended panel

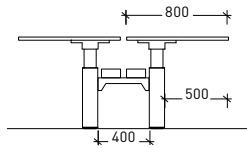


bridge mounted panel

**H LEG FRAME**



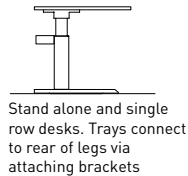
Rectilinear workstations



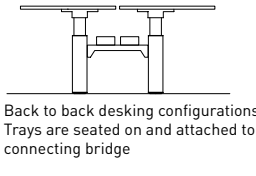
90° and 120° workstations

When desks are abutted back to back, a connecting bridge completes its unique H-leg frame, negating the need for supporting feet. The bridge also acts as a panel support. The result is less clutter beneath the desk and greater usable storage space, along with a clean open aesthetic. Each desk in the cluster operates independently and can be either fixed height or height adjustable with technician, user or fully electronic adjustment.

**SEGREGATED SOFTWIRING SYSTEM**




Stand alone and single row desks. Trays connect to rear of legs via attaching brackets

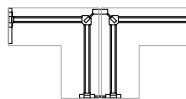


Back to back desking configurations. Trays are seated on and attached to connecting bridge

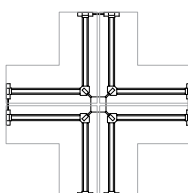
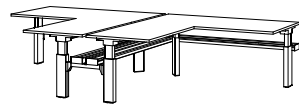
**BRIDGED CLUSTERS**



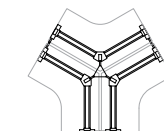
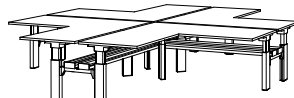
Rectilinear desks



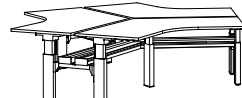
90° 2 Way Workstation



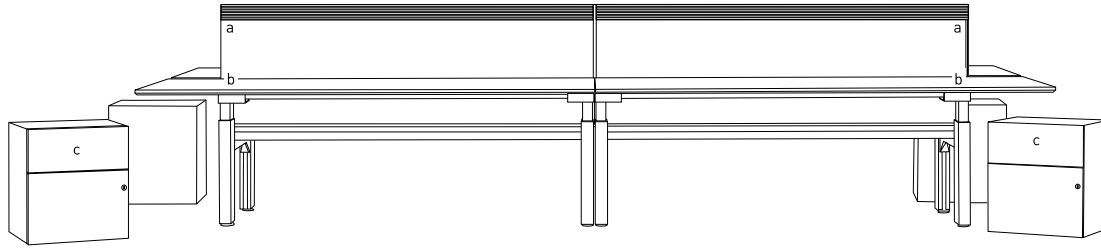
90° 4 Way Workstation



120° 3 Way Workstation



## Centric Layout



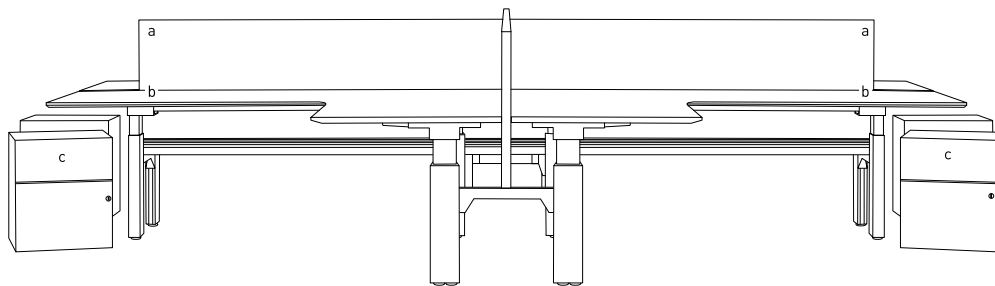
	a   system 45 panel
width	1640
height	650

	b   linear worktop
length	2100
width	800
height	700-1050 adjustable

	c   core pedestal
width	450
height	525
depth	500
type	mobile
colour	polar white

PAGE 2-3

chairs liberty mesh



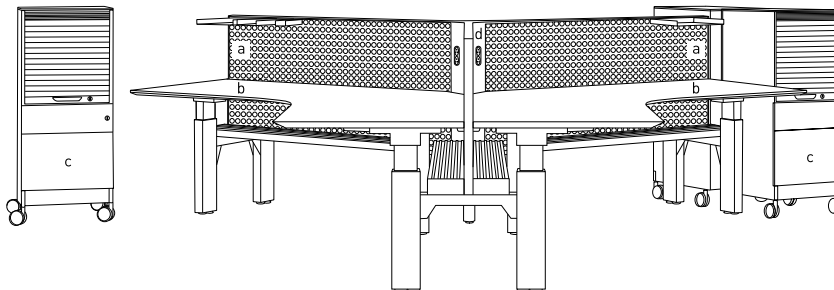
	a   system 30 panel
width	1800
height	650

	b   90° worktop
length	2100
width	750
height	700-1050 adjustable

	c   core pedestal
width	450
height	525
depth	500
type	mobile
colour	polar white

PAGE 6-7

chairs liberty mesh



	a   system 30 panel
width	1430
height	650

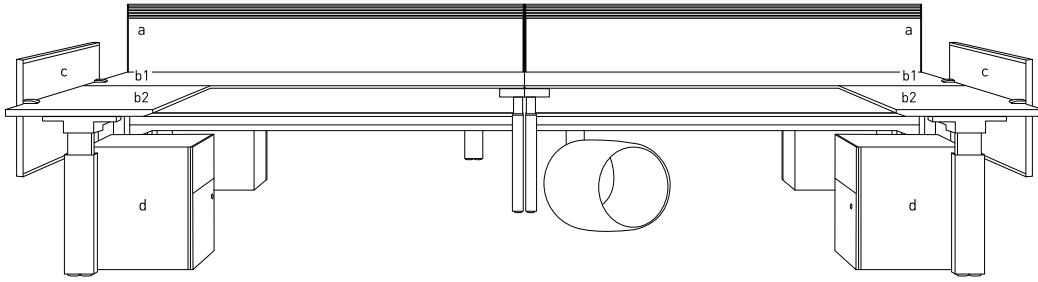
	b   120° worktop
length	1500
width	800
height	700-1050 adjustable

	c   qed tall boy storage unit
width	460
height	1100
colour	polar white

	d   technology column
height	1050
type	120° technology column

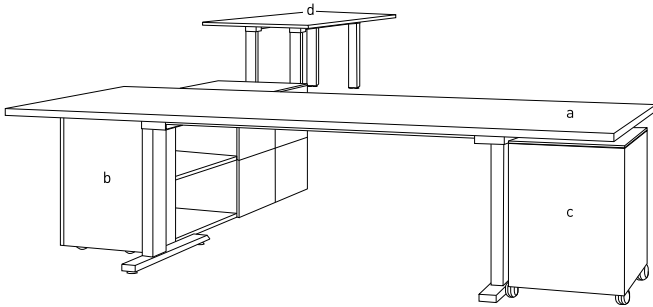
PAGE 8-9

chairs liberty mesh



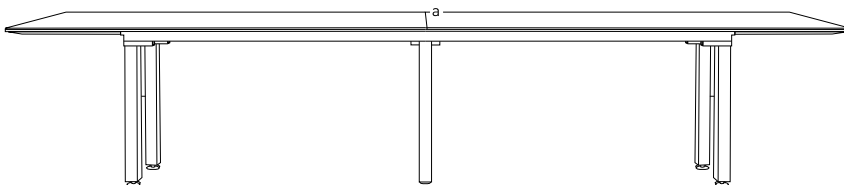
<b>a   system 45 panel</b>		<b>b   linear worktops</b>		<b>c   system 30 panels</b>		<b>d   core pedestal</b>	
width	2100	b1	2100	width	900	width	450
height	650	b2	1200	height	500	height	525
		width	800			depth	500
		height	700-1050 adjustable			type	mobile
						colour	obsidian.glass

PAGE 12 chairs liberty mesh + cero



<b>a   linear worktop</b>		<b>b   credenza unit</b>		<b>c   qed pedestal</b>		<b>d   meeting table</b>	
length	2700	length	1800	width	450	length	2400
width	1000	depth	500	height	600	width	1200
height	720 fixed	height	640	depth	500	height	720 fixed
				type	mobile		
				colour	obsidian.glass		

PAGE 14-15 chairs liberty high back + toro



<b>a   boardroom table</b>	
length	3600
width	1500
height	720 fixed

PAGE 16-17 chairs slimflex

**Melbourne Head Office**  
Schiavello (Vic) Pty Ltd  
1 Sharps Road  
Tullamarine VIC Australia 3043  
T: 61) 3 9330 8888  
F: 61) 3 9330 8899

**Melbourne Showroom**  
Schiavello (Vic) Pty Ltd  
Metropol  
8 Whiteman Street  
Southbank VIC Australia 3006  
T: 61) 3 9674 1500  
F: 61) 3 9674 1650

**Adelaide**  
Schiavello (SA) Pty Ltd  
Ground Floor, 101 Currie Street  
Adelaide SA Australia 5000  
T: 08) 8112 2300  
F: 08) 8231 1419

**Brisbane**  
Schiavello (Qld) Pty Ltd  
265 Coronation Drive  
Milton QLD Australia 4064  
T: 07) 3368 3388  
F: 07) 3876 2130

**Canberra**  
Schiavello (ACT) Pty Ltd  
2-6 Collie Street  
Fyshwick ACT Australia 2609  
T: 02) 6124 0500  
F: 02) 6280 4370

**Perth**  
Schiavello (WA) Pty Ltd  
1315 Hay Street  
West Perth WA Australia 6005  
T: 08) 9420 6588  
F: 08) 9322 1337

**Sydney**  
Schiavello (NSW) Pty Ltd  
69 Campbell Street  
Surry Hills NSW Australia 2010  
T: 02) 9211 3311  
F: 02) 9212 3788

**Singapore**  
Schiavello Singapore Pte Ltd  
No.1 Magazine Road  
#01-05 Central Mall  
Singapore 059567  
T: 65) 6533 8011  
F: 65) 6533 2811



[schiavello.com/centric](http://schiavello.com/centric)  
SCH/CEN01-C

Schiavello Group Pty Ltd reserves the right to change any or all details without prior notice. All dimensions stated within this document are nominal and/or approximate only and subject to variation.

**schiavello**

